

POLES

DECORATIVE ALUMINUM POSTS

Albany300

18 Ft

16 Ft

14 Ft

12 Ft

10 Ft

8 Ft

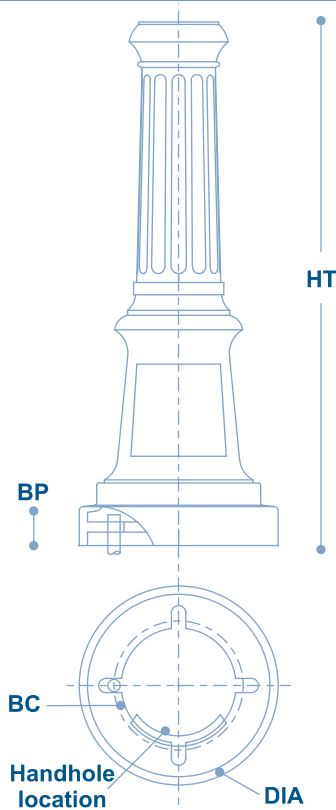
6 Ft

4 Ft

2 Ft

Base Dimensions & template

| | | |
|-----|---------------|---------|
| HT | Base Height | 32" |
| DIA | Base Diameter | 12-1/8" |
| BC | Bolt Circle | 8" |
| BP | Bolt Project | 1-7/8" |



| POLE HEIGHT | CODE |
|----------------|------|
| 10 Ft | 10 |
| 12 Ft | 12 |
| 14 Ft | 14 |
| | |
| | |
| WALL THICKNESS | CODE |
| 0.125" | A |
| 0.188" | B |
| | |
| SHAFT DIAMETER | CODE |
| 4 Inches | 4 |
| | |
| | |

| BASE STYLE | CODE | AB3 |
|------------|------|-----|
|------------|------|-----|

Pole Specifications

Pole Base: Decorative Cast Aluminum ASTM 356.2 alloy manufactured by means of Gravity casting and Permanent Mold.

Pole Shaft: Straight Extruded Aluminum tubing, 6063-T6 alloy, either smooth or fluted patterned.

Tenon: Cast Aluminum ASTM 356.2 alloy manufactured by means of Gravity casting and Permanent Mold.



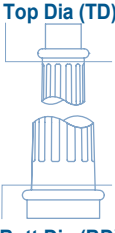
Grounding Provision: Standard built-in boss to accommodate grounding log.

Hardware: Stainless steel allen head fasteners

Anchor Bolts: 3/4" or 1" x 16" long steel, hot deep galvanized.

Finishing: Polyester powder coating, electro-statically applied and thermoset cured.



| SHAFT STYLE | CODE |
|-------------------------------------------------------------------------------------|-------------------------------------------------|
|  | FLUTED EXTRUDED FE |
|  | SMOOTH EXTRUDED SE |
|  | CAST SHAFT - 8' TD= 3 3/8" BD= 4 9/16" P8 |
| | |
| | |
| | |
| | |

Check Accessories / Ordering Guide Page

