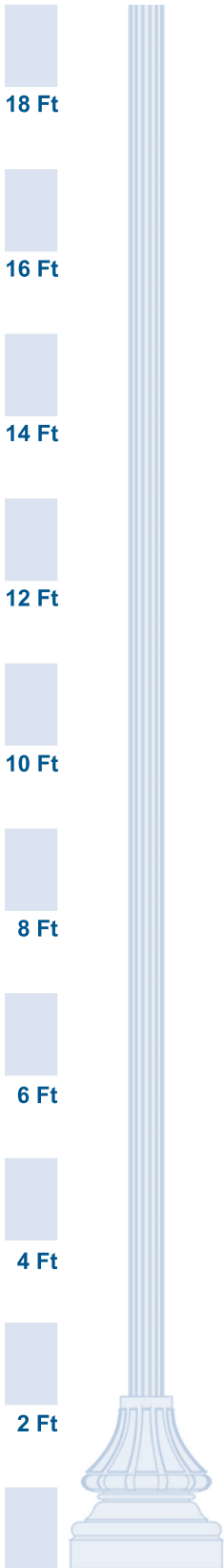


POLES

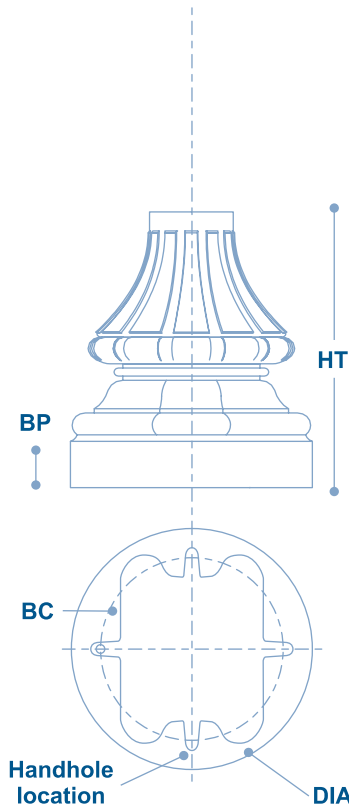
DECORATIVE ALUMINUM POSTS

Cap400



Base Dimensions & template

HT	Base Height	25-1/8"
DIA	Base Diameter	21"
BC	Bolt Circle	16"
BP	Bolt Project	1-7/8"



POLE HEIGHT	CODE
10 Ft	10
12 Ft	12
14 Ft	14
16 Ft	16
18 Ft	18
20 Ft	20
WALL THICKNESS	CODE
0.156"	B
0.250"	C
SHAFT DIAMETER	CODE
5 Inches	5
6 Inches	6

BASE STYLE	CODE	CP4
------------	------	-----

Pole Specifications

Pole Base: Decorative Cast Aluminum ASTM 356.2 alloy manufactured by means of Gravity casting and Permanent Mold.

Pole Shaft: Straight Extruded Aluminum tubing, 6063-T6 alloy, either smooth or fluted patterned.

Tenon: Cast Aluminum ASTM 356.2 alloy manufactured by means of Gravity casting and Permanent Mold.



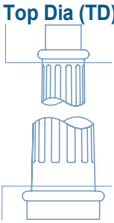
Grounding Provision: Standard built-in boss to accommodate grounding log.

Hardware: Stainless steel allen head fasteners

Anchor Bolts: 3/4" or 1" x 16" long steel, hot deep galvanized.

Finishing: Polyester powder coating, electro-statically applied and thermoset cured.



	SHAFT STYLE	CODE
	FLUTED EXTRUDED	FE
	SMOOTH EXTRUDED	SE
 Top Dia (TD) Bott Dia (BD)	CAST SHAFT - 10' TD= 3 3/4" BD= 6 1/2"	P10
	CAST SHAFT - 12' TD= 3 5/8" BD= 6"	P12
Check Accessories / Ordering Guide Page		

