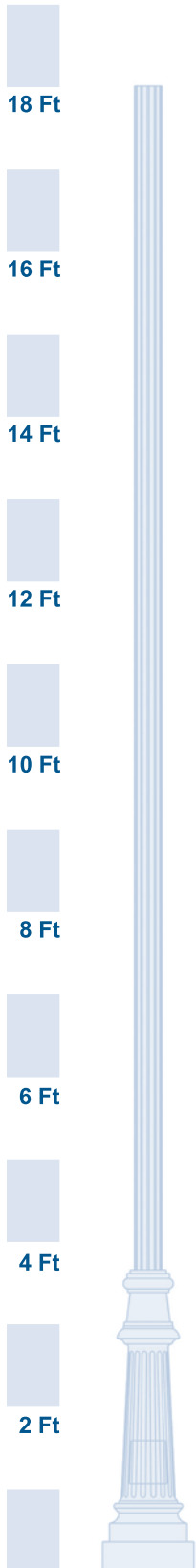


POLES

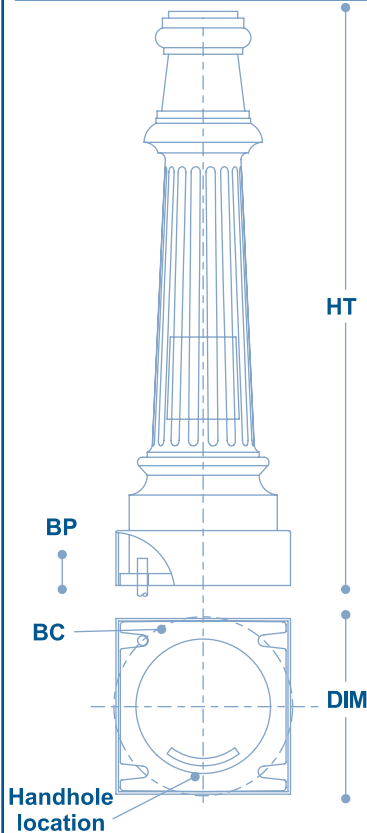
DECORATIVE ALUMINUM POSTS

Santa Fe



Base Dimensions & template

HT	Base Height	43-3/4"
DIM	Base Dimension	13-1/4" SQ
BC	Bolt Circle	14"
BP	Bolt Project	1-7/8"



POLE HEIGHT	CODE
10 Ft	10
12 Ft	12
14 Ft	14
16 Ft	16
18 Ft	18
WALL THICKNESS	CODE
0.125"	A
0.156"	B
SHAFT DIAMETER	CODE
4 Inches	4
5 Inches	5

BASE STYLE

CODE

STF

Pole Specifications

Pole Base: Decorative Cast Aluminum ASTM 356.2 alloy manufactured by means of Gravity casting and Permanent Mold.

Pole Shaft: Straight Extruded Aluminum tubing, 6063-T6 alloy, either smooth or fluted patterned.

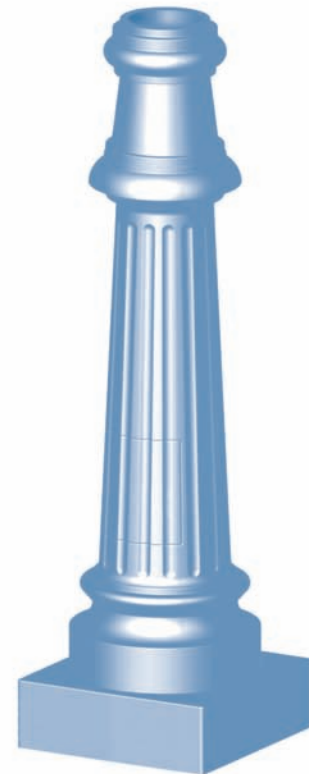
Tenon: Cast Aluminum ASTM 356.2 alloy manufactured by means of Gravity casting and Permanent Mold.





Grounding Provision: Standard built-in boss to accommodate grounding log.

Hardware: Stainless steel allen head fasteners

Anchor Bolts: 3/4" or 1" x 16" long steel, hot deep galvanized.

Finishing: Polyester powder coating, electro-statically applied and thermoset cured.



SHAFT STYLE	CODE
	FLUTED EXTRUDED FE
	SMOOTH EXTRUDED SE
 Top Dia (TD) TD= 3 3/8" BD= 4 9/16"  Bott Dia (BD)	CAST SHAFT - 8" P8
Check Accessories / Ordering Guide Page	

